




Sauter GmbH

Instruction Manual / Data sheet

CP P4

V. 1.0
12/2018
GB



PROFESSIONAL MEASURING

CP P4-BA-e-1810



SAUTER CP P4

V. 1.0 12/2018

Instruction Manual / Data sheet

Summarize:

1	Short description	3
2	Available models.....	3
3	Introduction.....	3
4	Warning notes	3
5	Warranty	3
6	Detailed specifications	4
7	Wiring.....	4
8	Dimensions in mm.....	5
9	Certificate of Compliance.....	5

1 Short description

- Aluminum-alloy IP65 (acc. to EN 60529) single point load cell.
- Colorless anodized
- Suitable for pricing scales, bench scales, etc.
- Maximum platform size: 200 x 200 mm
- Accuracy Class L
- RoHS conform

2 Available models

Capacity	Model
0.3kg	CP 300-0P4
0.6kg	CP 600-0P4

3 Introduction

Please pay attention to the notes of the operating manual: read these operating manual carefully before commissioning, even if you already have experience with SAUTER measuring cells.

After receiving the measuring cell, it should be checked in advance whether no transport damage has occurred, whether the outer packaging or other parts or even the article itself has been damaged. If any damage is evident, please inform SAUTER GmbH immediately.

4 Warning notes

Observe the national accident prevention regulations.

Not correct executed use of the measuring cell can lead to serious injuries, death, material damage and personal injuries. Use only by trained and experienced people. Never load more than the max. capacity to a measuring cell. Overloaded measuring cells no longer have the required accuracy. Overloaded or deformed measuring cells are no longer allowed to use and must be changed quickly.

Never step under suspended loads.

Always fasten overload- or break security to your construction.

Pay attention to the allowed static and dynamic loads of the used equipment.

Let the measuring cells calibrate at regular intervals.

Only load the measuring cell in its specified load direction. Avoid lateral forces.

Control the measuring cells to deformations and cracks.

Measuring cells with 4-Conductor cable will change their characteristic value when shortened or extended the cable length.

5 Warranty

The warranty expires at:

- Disregard of the specifications of the operating manual
- Modification or opening the measuring cell
- Overload
- Mechanical damages

- Damage caused by liquids or media
- Natural loss
- Not correct installation

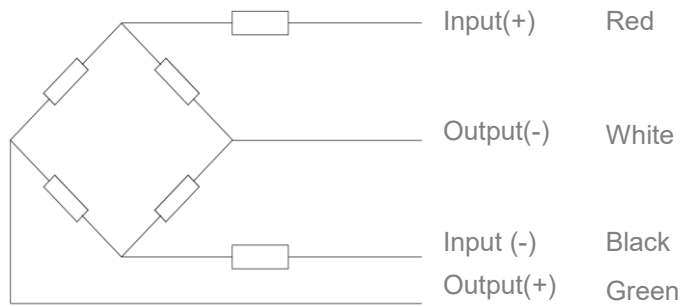
6 Detailed specifications

Output sensitivity (FS)	mV/V	0.9 ± 0.1
Maximum capacity (Emax)	kg	0.3 or 0.6
Linearity	%FS	≤± 0.015
Hysteresis	%FS	≤± 0.015
Repeatability	%FS	≤± 0.015
Temperature effect on Minimum dead load output	%FS/10° C	≤± 0.030
Temperature effect on output	%FS/10°	≤± 0.030
Creep error (2 minutes)	%FS	≤± 0.010
Eccentric loading error	%	≤± 0.0200
Minimum dead load	Of Emax	0%
Safe overload	of Emax	120 %
Ultimate overload	of Emax	150 %
Zero balance	of FS	< ± 2.0 %
Excitation, recommended voltage	V	5 ~ 12
Excitation maximum	V	18
Input resistance	Ω	406 ± 6
Output resistance	Ω	350 ± 3
Insulation resistance	MΩ	≥5000 (at 50VDC)
Compensated temperature	°C	-10...+40
Operating temperature	°C	-20...+50
Storage temperature	°C	-30...+60
Element material		Aluminum
Recommended torque on fixation bolts	Nm	M3: 1.3

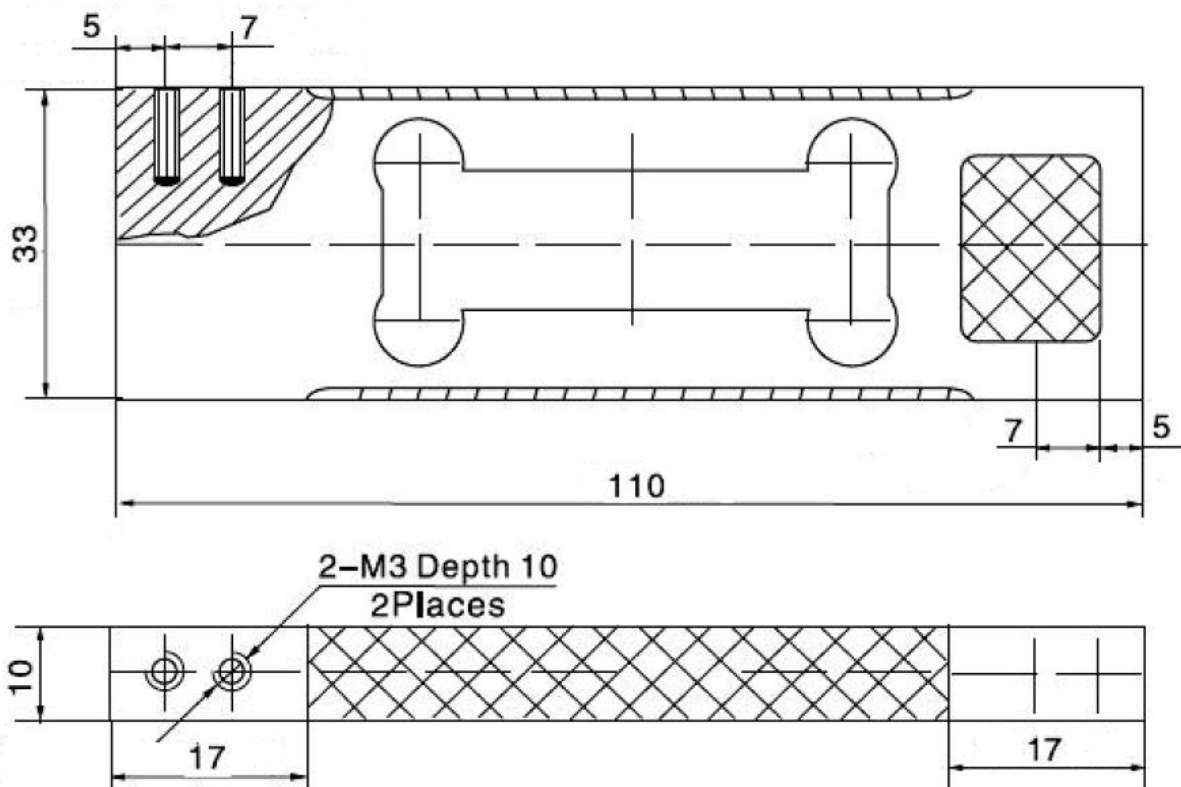
7 Wiring

Shielded, 4 conductor cable. Shield not connected to element.
Cable diameter: Ø3mm. Standard cable length: 0.40m
Cable jacket in PVC.

4-wire diagram



8 Dimensions in mm



9 Certificate of Compliance

The Certificate of Compliance can be downloaded from the website www.sauter.eu